



Stylish Maintenance Free Fencing and Garden Products

► **SmartFence** and Accessories Catalogue



High Quality Metal Fencing



Maintenance Free



Never Paint Again



Available in several contemporary colours



20 year guarantee



Guaranteed Irish



Table of Contents

04

Our Products

08 Paint colour codes

09 SmartFence Surface Facing Bracket

10

The Build

11

Why SmartFence?

12 Concrete Posts and Gravel Board

13 Concrete Posts

14 SmartPosts Bolted to Concrete

15 SmartPosts set in Post Mix / Concrete

Stylish Maintenance Free Fencing and Garden Products

Made in Ireland, EliteGarden metal fencing products are a simple, cost-effective way of transforming your property boundaries from an eyesore into a modern, stylish and maintenance-free solution. Our metal fencing panels are DIY-friendly and are perfect for the homeowner who wants to replace an old wooden fence or hedge with a durable and long-lasting solution.

EliteGarden Products have a superior durable abrasion-resistant front and back colour coating. The galvanised steel substrate is extremely corrosion resistant. Our PVC exterior finish is a plastisol coating that is achieved by a thermal process whereby the Zinc coated steel substrate is coated with a generous layer of plastic material (PVC). The PVC exterior finish has UV Protection to provide the highest retention in colour.

SmartFence Flatpack Fence Panels

This Retrofit system is ideal for replacing wooden panels between existing concrete posts. SmartFence is as simple as it is innovative – the steel panels simply slide between fence posts. Set one on top of another and complete it with a finishing rail. You're done!

Myelitegarden.ie

353 (0)42 938 2899

The Malthouse, Main St, Castlebellingham, Co. Louth, A91 WF50



Wind Resistant

Manufactured from steel our fencing products are extremely hard-wearing, strong and secure.



Maintenance Free

No more pairing loose wind damaged panels or replacing broken panels.



Never Paint Again

Say goodbye to annual painting! Our products keep their crisp pristine sharp colour.



Easy Assembly

Designed in such a way that you can easily assemble the fence yourself.





Product description





SmartFence Panel

Each fence panel box contains 5 X steel PVC coated infill sections, 1 x finishing rail, 2 x channel adapters and 1 x screw pack. No more painting old wooden fence panels for 20 years plus! This DIY system is flat packed to ease transport. One box will make 5ft H x 6ft W, 1500mm H x 1800mm W. (55mm)

Code

SMFPM
SMFPG
SMFPA
SMFPO

Available colours

-  Merlin Grey
-  Olive Green
-  Goosewing Grey
-  Anthracite



Product description

Post Plate 1.25m Bracket





Galvanised 1.25m box section {80x80x2.5mm} with a welded plate. For mounting the SmartPosts onto concrete. (SmartPost Gen2 Cover not included).

Maximum height 1.8m, bolts not included.

Code

PPI.25

Available colours





-  Merlin Grey
-  Olive Green
-  Goosewing Grey
-  Anthracite



SmartFence Plinth Pack

Each plinth box contains 2 X 48mm W X 150mm H x 1795mm L steel PVC coated plinths. The light weight option to the heavy concrete gravel board, Smartfence Plinths come with a 20 year Guarantee, Maintenance Free, Never Paint Again, Wind and Weather Proof, Steel Coated and Irish Made.

SMPPM
SMPPG
SMPPA
SMPPPO





-  Merlin Grey
-  Olive Green
-  Goosewing Grey
-  Anthracite



Smart Universal Channel

This U-shaped channel can be fixed to a flat surface and onto concrete Post Covers 1830mm long can be cut to size.

SMUM1.83
SMUG1.83
SMUA1.83
SMUO1.83

-  Merlin Grey
-  Olive Green
-  Goosewing Grey
-  Anthracite







SmartPost Gen2 Cover

The 1.9m Gen2 BS cover has a H-grove on all sides and can be used as a corner post.

To be used with PPI.25 or BS2.

SMGEN2M
SMGEN2G
SMGEN2A
SMGEN2O

-  Merlin Grey
-  Olive Green
-  Goosewing Grey
-  Anthracite







SmartCap

Post cap comes with 2 x screws.

Fits Concrete Post cover and GEN2 cover.

SMCAPM
SMCAPG
SMCAPA
SMCAPO

-  Merlin Grey
-  Olive Green
-  Goosewing Grey
-  Anthracite




Steel Galvanised Post 1.875m

Galvanised box section {80x80x2.5 mm X 1.875m}.

For mounting the SmartPost Gen2 1.9m cover into concrete/soil. Place 600mm into the ground.

BS2

*No colour options available







SmartTrellis Slots

Replace the top infill section of your Fence Panel with the SmartTrellis in slots to so en and change the look of your fence.

Available in 4 colours to mix and match with your fence panel. 300mm x 1780mm

SMTMS
SMTGS
SMTAS
SMTOS

-  Merlin Grey
-  Olive Green
-  Goosewing Grey
-  Anthracite

Product description

SmartTrellis Diamonds

Replace the top infill section of your Fence Panel with the SmartTrellis in Diamonds to so en and change the look of your fence.

Available in 5 colours to mix and match with your fence panel. 300mm x 1780mm

Concrete Post Cover 1.9m

The concrete post cover will fit standard concrete H-Post. It never needs painting and can be cut to size.

Available in 4 colours to mix and match with your fence panel .55mm (SmartCap sold separately)

Facing Surface Bracket

This bracket will enable the SmartFence panel and plinths to be fitted onto a flat surface. Can be used the face of a H-Post or wall to mount the SmartFence on one side without removing the old wooden panel.

Available in SmartFence colours. 1.83 in length(.55mm)

Channel Adapters 300mm Box of 12

The 300mm Channel Adapter fits into the groove of the H-Post. Can be use to when extending the height of the SmartFence. Available in 4 colours. 300mm long (.55mm).





Place at the bottom of your H-Groove.

Code





SMTMD
SMTGD
SMTAD
SMTOD
SMTBD

- | | |
|--|---|
|  Merlin Grey |  Olive Green |
|  Goosewing Grey |  Anthracite |
|  Buttermilk | |





SMPCM1.9
SMPCG1.9
SMPCA1.9
SMPCO1.9

- | | |
|--|---|
|  Merlin Grey |  Olive Green |
|  Goosewing Grey |  Anthracite |


SMFSBM
SMFSBG
SMFSBA
SMFSBO

- | | |
|--|---|
|  Merlin Grey |  Olive Green |
|  Goosewing Grey |  Anthracite |

SMCM.300
SMCG.300
SMCA.300
SMCO.300

- | | |
|--|---|
|  Merlin Grey |  Olive Green |
|  Goosewing Grey |  Anthracite |

Available colours



Product description

Infill Section

This is the infill section that make up the SmartFence panel box. 300mm X 1780mm. Shiplap design and available in the 4 colours.

Top Fnishing Rail

The finishing rail fits at the top of your SmartFence panel and is fixed in place with 4 screws .1780mm long.

Channel Adapter

The Channel Adapter fits into the groove of the H-Post. Available in 4 colours. 1530mm long. Can be cut to size.

Screw Pack

The Screw Pack contains 6 concrete screws and 6 coloured tex screws. Available in 4 colours.

SmartPlinth

Single Plinth 48mm X 150mm X 1790mm

Code

KILM
KILG
KILA
KILO

- | | |
|--|---|
|  Merlin Grey |  Olive Green |
|  Goosewing Grey |  Anthracite |


SMFRM
SMFRG
SMFRA
SMFRO

- | | |
|--|---|
|  Merlin Grey |  Olive Green |
|  Goosewing Grey |  Anthracite |





SMCM1.5
SMCG1.5
SMCA1.5
SMCO1.5

- | | |
|--|---|
|  Merlin Grey |  Olive Green |
|  Goosewing Grey |  Anthracite |

SPM
SPG
SPA
SPO

- | | |
|--|--|
|  Merlin Grey |  Olive Green |
|  Goosewing Grey |  Anthracite |

SMPG
SMPO
SMPM
SMPA

- | | |
|--|---|
|  Merlin Grey |  Olive Green |
|  Goosewing Grey |  Anthracite |

SmartFence Transformation



Before



After

“An exceptional performance from an indigenous manufacturer.”
The Hardware Journal 2019

Paint Colour Codes



Merlin Grey
BS 18825



Olive Green
BS 12B27



Goosewing Grey
BS 10A05



Anthracite
RAL 7016

*Paint may not always match RAL due to different surfaces. When matching paint to our fences, please reference a paint sample first.

SmartFence Surface Facing Bracket

What problem does the SmartFence Surface Facing Bracket solve?

In most housing developments, the home owner owns 1 boundary fence. Ie either the one on the left or the one on their right.

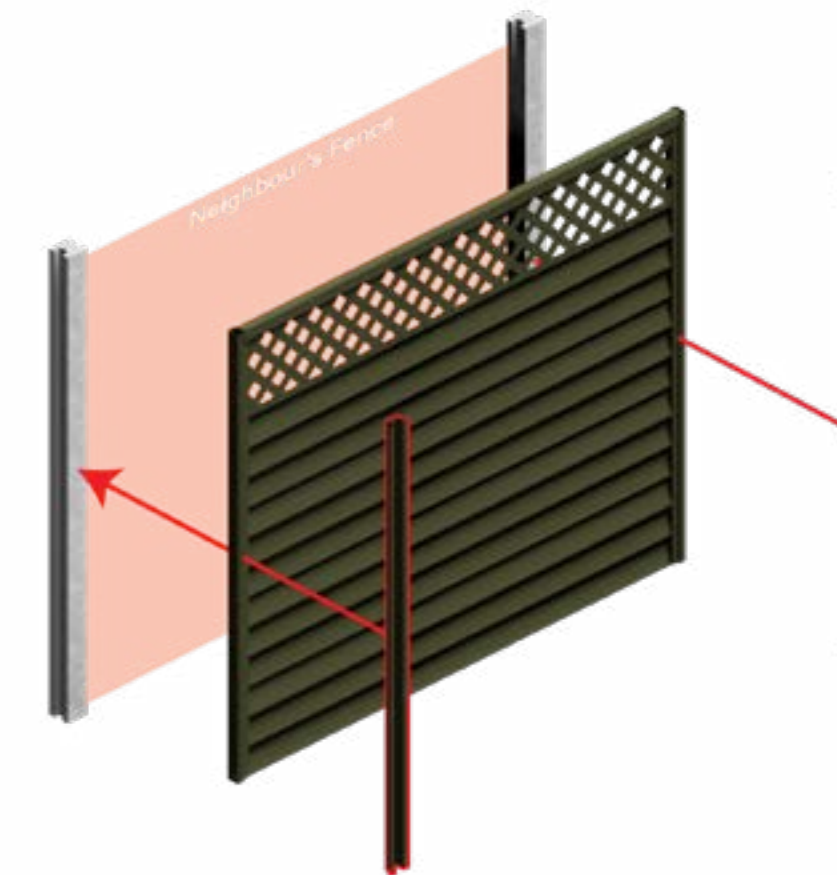
The SmartFence Surface Facing Bracket allows you to fence both sides of your garden without interfering with your closest neighbours by mounting a fence panel to the back face of your neighbour's fence.

The Smartfence Surface Facing Bracket can also be used to clad a wall or unsightly garden shed.

Before



After



Available colours

- Merlin Grey
- Olive Green
- Goosewing Grey
- Anthracite

The Build

- The SmartFence is ideal for the DIY/Handy-man or General builder.
- Install posts (Steel galvanised post 1.875m BS2 or concrete H-Posts) as normal into concrete foundation.
- Fit the lightweight plinths.
- Fix Channel adapters to H Groves.
- Slide the SmartFence Infill sections into place.
- Fix Top finishing rail, using the coloured screws.
- Wash down fence and enjoy for the next 20 years.



High Quality Metal Fencing



Maintenance Free



Never Paint Again



Available in several contemporary colours



20 year guarantee



Guaranteed Irish

Why Choose SmartFence DIY Garden Fences?

SmartFence is a stylish and competitively priced flat packed fencing solution that you can assemble on your own in a matter of minutes, saving you the cost of employing a specialist tradesman. Available in a range of colours, this stylish and long-lasting fence comes with a 20-year guarantee ensuring maintenance free enjoyment and privacy for many years to come.

As it's made from high-quality, strong and resistant steel, SmartFence is resistant to high winds and adverse weather conditions. Furthermore, it is extremely corrosion resistant and the added PVC exterior finish has UV protection providing the highest retention in colour, year after year.

“When you divide the cost of your fence over its 20-year lifetime, its fantastic value and we never have to paint it”.



PVC Plastisol Layer

Pre-Treatment Layer

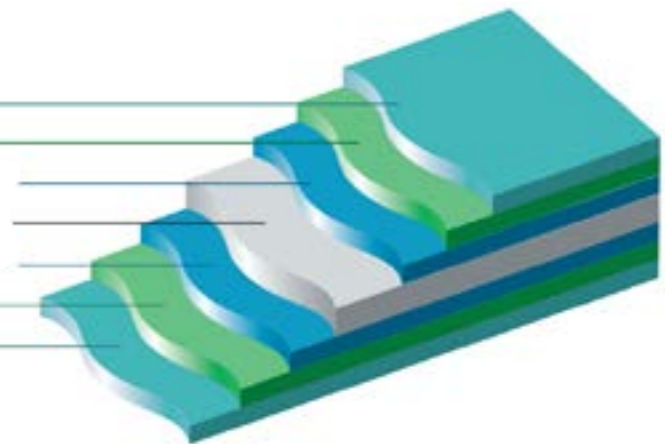
Hot Dip Zinc Coating Layer

Main Steel Substrate Layer

Hot Dip Zinc Coating Layer


Pre-Treatment Layer

PVC Plastisol Layer



If You Have:

Concrete Posts and Gravel Board (1.5 x 1.8)



Coloured Concrete Post Covers also available

Smartfence is a retrofit system that adapts to fit into existing concrete H-posts and on top of existing concrete gravelboards. Smartfence panels can be cut to fit any narrow openings less than 6ft/1800mm in width.

*Do not cut Smartfence with a grinder

You Need:

1 x SmartFence Panel Pack


To Add Trellis:

1 x SmartFence Panel Pack

1 x SmartFence Trellis

To add trellis to a fence opening of 5ft (1500mm) you only need to use 4 of the 5 infill sections that comes in the SmartFence Panel Pack per opening. The remaining infill sections can be used in the next (kit required).


i.e. for every 5 openings you need :
4 x Smartfence Panels 5 x Trellis
1 x Kit



Note: Add 1 complete post at the end of your fence. (i.e 10 panels will need 11 posts)

If You Have:

Concrete Posts (1.8 x 1.8)



Coloured Concrete Post Covers also available

Smartfence is a retrofit system that adapts to fit into existing concrete H-post Smartfence panels can be cut to fit any narrow sections less than 6ft/1800mm in width.

*Do not cut Smartfence with a grinder

You Need:

1 x SmartFence Panel Pack

1 x SmartFence Plinth Pack

To Add Trellis:

1 x SmartFence Panel Pack

1 x SmartFence Trellis

2 x 300mm Channel Adapters

To add trellis to a 6ft/1800mm SmartFence panel, 300mm Channel Adapters are required to extend the channels included with the SmartFence Panel Pack.




To Add Trellis and Plinth:

1 x SmartFence Panel Pack

1 x SmartFence Plinth Pack

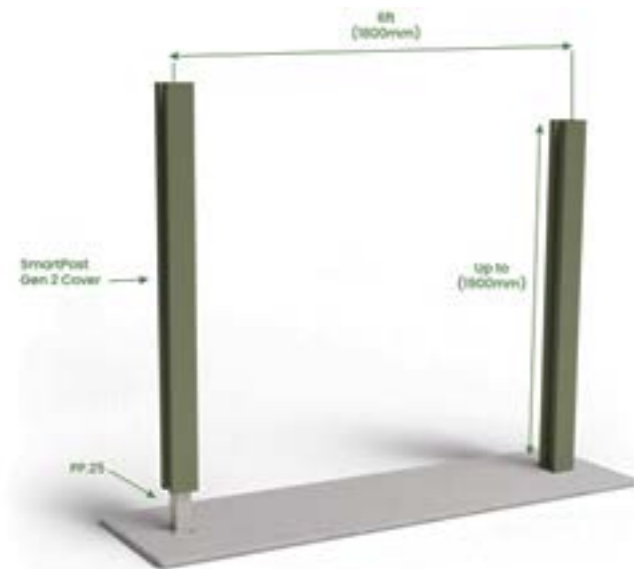
1 x SmartFence Trellis

Note: Add 1 complete post at the end of your fence. (i.e 10 panels will need 11 posts)



If You Are Building a New Fence:

SmartPosts Bolted to Concrete (1.8 x 1.8)



Smartfence can be fitted to a concrete foundation using our SmartPost Gen2 Cover, and a galvanised steel post with mounting plate (1250mm tall PP 1.25). The cover comes 1900mm and is adjustable by cutting the cover to the desired length. Smartfence panels can be cut to fit any narrow sections less than 6ft/1800mm in width. (Bolts not supplied).

*Do not cut Smartfence with a grinder


You Need:

- 1 x SmartFence Panel Pack
- 1 x Smartfence Plinth Pack
- 1 x SmartPost Gen2 Cover
- 1 x Post Plate Bracket (PP1.25)
- 1 x SmartCap

To Add Trellis with Plinth:

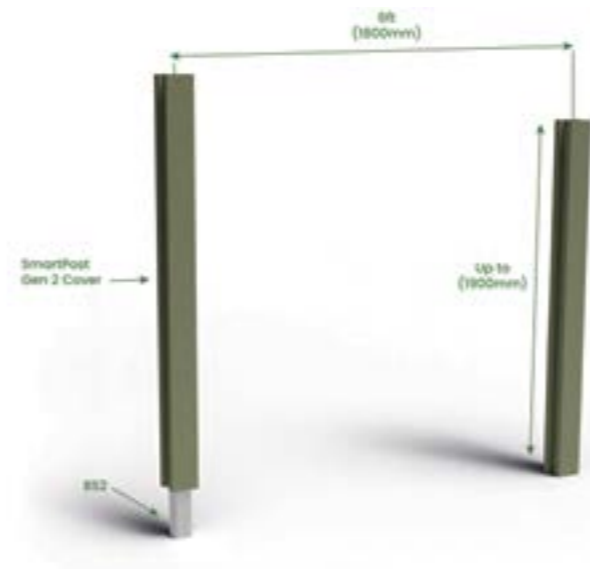
- 1 x SmartFence Panel Pack
- 1 x Smartfence Plinth Pack
- 1 x SmartFence Trellis
- 1 x Post & Plate Bracket (PP1.25)
- 1 x Smart Cap
- 1 x SmartPost Gen2 Cover

Note: Add 1 complete post at the end of your fence. (i.e 10 panels will need 11 posts)



If You Are Building a New Steel Fence:

SmartPosts set in Post Mix / Concrete (1.8 x 1.8)



Smartfence can be fitted to our Galvanised Steel Posts (1875mm), set in the ground 600mm deep and set with post mix. The Posts are covered with a SmartPost Gen 2 Cover which comes 1900mm long and is adjustable by cutting to the desired length. Smartfence panels can be cut to fit any narrow sections less than 6ft/1800mm in width.

*Do not cut Smartfence with a grinder

You Need:

- 1 x SmartFence Panel Pack
- 1 x Smartfence Plinth Pack
- 1 x SmartPost Gen2 Cover
- 1 x Steel Galvanised Post (BS2)
- 1 x SmartCap

Solid Panel 1.8m x 1.8m


- 2 x SmartFence Panel Boxes
- 1 x SmartPost Gen2 Cover
- 1 x Steel Galvanised Post (BS2)
- 1 x SmartCap

(Parts from an extra panel box can be used extend the 1.5m high to 1.8m high. (i.e. 5 openings will require 6 boxes to make 1.8m x 1.8m solid panel)

To Add Trellis without Plinth: (1.8 x 1.8)

- 1 x SmartFence Panel Pack
- 1 x SmartFence Trellis
- 1 x SmartPost Gen2 Cover
- 1 x Smart Cap
- 1 x Steel Galvanised Post (BS2)
- 2 x Chemical Adapters 300mm
- 1 x SmartFence Trellis

Note: Add 1 complete post at the end of your fence. (i.e 10 panels will need 11 posts)





EliteGarden
PRODUCTS

▶ **SmartFence** ▶ **EliteFence**

✉ hello@myelitegarden.com

☎ +353 (0)42 938 2899

📍 The Malthouse, Main St,
Castlebellingham, Co. Louth,
A91 WF50



Visit
[Myelitegarden.com](https://myelitegarden.com)
to discover more

*Made by EliteForm Manufacturing Ltd.
*Patent Pending.